

2017 Annual ASCP Meeting

Submission Instructions for Panels and Workshops

Submission Deadline: Monday, November 7, 2016 for Overall;
All participants must be completed by Thursday, November 17th.

To submit your proposal, please follow the instructions below:

- Visit the 2017 Abstract Submission Portal: <https://ascp.societyconference.com>
- If you are a current or previous member of ASCP, your account is stored within our system. You will log in with your email and your password. If you have forgotten your password, please select “Forgot Password”, and it will be sent to you.
- If you are new submitter or your email address is not recognized by the system, please create a new account.
- Character Limits Per Abstract: There is a limit of 3,200 characters, not including spaces for your proposal. Of the total limit, 200 characters are for the title of your proposal. The abstract of your proposal has a limit of 3,000 characters.

Steps for Submission:

1. Once logged into the portal, select the large blue square “Start a New Scientific Submission.”

Details for Submissions

The committee welcomes submissions from the U.S. as well as International proposals.

Panel and Workshop Chairs - You will create an overall proposal for your session. Once your participants have been added to the proposal, they will receive an automated notification to complete their abstract details. Your proposal is NOT complete until all participants have submitted their abstract details.


Panel and Workshop Participants - Once your session Chair has created the overall proposal, you will receive a notification email to complete your abstract details. Please do not create an individual submission.

Poster and Individual Research Report Submitters - Both of these submissions are created under the same submission type. Once the proposal is created, you will be given the opportunity to choose which type of submission for your abstract.

New Investigator Award Applicants - These travel awards are specifically designed for individuals who are new to the field and have not been the Principal Investigator on an R01 grant. The NIA participant will also have the opportunity to present a poster presentation. Your application will be submitted under the "Poster/Individual Research Report" Submission.

Pharmaceutical Pipeline Submitters - Your application will be submitted under the "Pharmaceutical Pipeline" submission type. A Pharmaceutical Pipeline report will be a 10 minute presentation and will also have the opportunity to present their research as a poster presentation. A Pharmaceutical Pipeline submission should include those with early clinical data (Phase 1 and 2) on any CNS compound for which Phase 3 data had not been presented. The goal was to generate enthusiasm for the many novel compounds under exploration, most of which have not reached Phase 3. This is not to exclude presentations of clinical data on compounds currently in Phase 3 targeted to truly untested mechanisms since such data would also be of great interest.

If you have any questions concerning your abstract submission, please contact info@ascpp.org.

A blue rectangular button with rounded corners. The text "Start a New Scientific Submission" is centered at the top in white. Below the text is a white icon of a document with a downward-pointing arrow, indicating a download or submission action.

Step 1: General – Submission Type

Task 1: Select Submission Type

- Panel – Deadline for Chairs, November 7, 2016, Deadline for all participants, November 17, 2016
- Workshop– Deadline for Chairs, November 7, 2015, Deadline for all participants, November 17, 2016

Task 2: Enter your proposal title.

- Your title must be less than 200 characters.
- Do not use all caps. Please use title case.

Task 3: Select your topic in the drop down menu provided.

- If your topic is not provided, please select “Other”.

Once both tasks are completed, the numbers on the left hand side will turn green. Select the “Add Participants” button at the top to continue.

Step 2: Participants

- The name of the submitter will show in the Presenter field.

Panels: The panel must have a chair, a minimum of 3 speakers but no more than 4 speakers, and a discussant. A co-chair is optional. Please use the search option prior to free-typing the speakers and discussant.

NOTE: At the bottom, please ensure the check box “Notify me when each participant completes their submission” is selected. When each participant has completed, you will log back in and select “Finalize Submission”.

Return to Dashboard Submit Panel

General 1 Participants 2 Submission 3 Disclosures 4

Previous Save Participants

Enter Participants
The panel must have a chair, a minimum of 3 speakers but no more than 4 speakers, and a discussant. A co-chair is optional.

	Abstract Admin	Submission Status	Disclosure Status
Chair • Lindsay Snyder lsnyder@parthenonmgmt.com remove	<input checked="" type="checkbox"/>	Not Started	Not Started
Speaker • Search for participant Cannot find the participant? Add a new participant.	<input type="checkbox"/>	Not Started	Not Started
Speaker • Search for participant Cannot find the participant? Add a new participant.	<input type="checkbox"/>	Not Started	Not Started
Speaker • Search for participant Cannot find the participant? Add a new participant.	<input type="checkbox"/>	Not Started	Not Started
Discussant • Search for participant Cannot find the participant? Add a new participant.	<input type="checkbox"/>		Not Started

Add Participant

Workshops: A Workshop must have a Chair and no more than 8 participants. A Discussant and Co-Chair is optional. Please use the search option prior to free-typing the speakers and discussant.

NOTE: At the bottom, please ensure the check box “Notify me when each participant completes their submission” is selected. When each participant has completed, you will log back in and select “Finalize Submission”.

The screenshot shows the 'Submit Workshop' interface. At the top, there is a navigation bar with 'Return to Dashboard' and 'Submit Workshop'. Below this is a progress indicator with four steps: 'General' (checked), 'Participants' (current step, circled with '2'), 'Submission' (circled with '3'), and 'Disclosures' (circled with '4'). The main content area is titled 'Enter Participants' and includes the instruction: 'A Workshop must have a Chair and no more than 8 participants. A Discussant and Co-Chair is optional.' There are two buttons at the top: 'Previous' and 'Save Participants'. The form contains a table with columns for 'Abstract Admin', 'Submission Status', and 'Disclosure Status'. A 'Chair' field is populated with 'Lindsay Snyder' (email: lsnyder@parthenonmgmt.com) and a 'remove' button. Below this is an 'Add Participant' dropdown menu. At the bottom, there is a checked checkbox for 'Notify me when each participant completes their submission.'

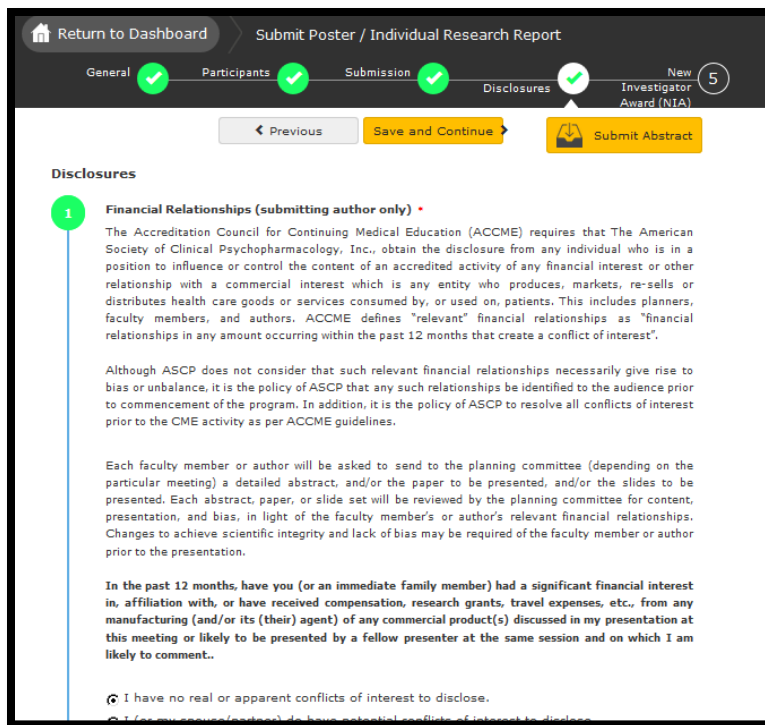
	Abstract Admin	Submission Status	Disclosure Status
Chair *	Lindsay Snyder lsnyder@parthenonmgmt.com remove	✓	Not Started

Step 3: Submission Details

1. Request for Proposals: Choose one of the RFP topics if your submission fits into one of the listed categories.
2. Enter two multiple choice questions pertaining to your submission, as well as four multiple choice answers for each question. The correct answer must be provided. These questions will be compiled for the Self-Assessment Maintenance of Certification credits.
3. Enter abstract, must be less than 3,200 characters (without spaces).
4. List 2 learning objectives.
5. List the Presenter Order in which your participants will present.
6. Once complete, hit the yellow “Save and Continue” button at the top.

Step 4: Disclosures

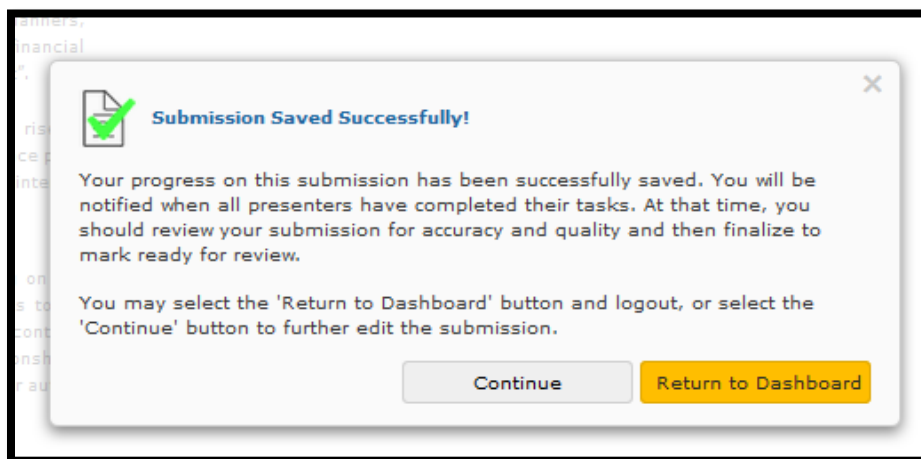
1. Select if you or your spouse has any financial relationships to disclose within the past 12 months.



2. Task 2: Add information about each organization you or your spouse should disclose.
3. Task 3: Type your full name in the field provided. For example: Oliver W. Smith.
4. Once all tasks are completed on this page, the buttons on the left will turn green, select “Save” at the top of the screen.

Final Steps:

Once you select the “Save” button, you will receive a notification that your submission was saved successfully.



1. You will receive an email confirmation when all presenters have completed their tasks.

2. Once all presenters have completed their tasks, please log in to review for accuracy and quality of submission, then select the “Finalize Submission” button.
3. You will be able to edit the submission until the submission period closes.
4. After the deadline has passed, all submissions will be reviewed by the Program Committee. Notifications will be sent by email after the review period.

Rules regarding Conflict of Interest

The Accreditation Council for Continuing Medical Education (ACCME) requires that The American Society of Clinical Psychopharmacology, Inc., obtain the disclosure from any individual who is in a position to influence or control the content of an accredited activity of any financial interest or other relationship with a commercial interest which is any entity who produces, markets, re-sells or distributes health care goods or services consumed by, or used on, patients. This includes planners, faculty members, and authors. ACCME defines “relevant” financial relationships as “financial relationships in any amount occurring within the past 12 months that create a conflict of interest”.

Although ASCP does not consider that such relevant financial relationships necessarily give rise to bias or unbalance, it is the policy of ASCP that any such relationships be identified to the audience prior to commencement of the program. In addition, it is the policy of ASCP to resolve all conflicts of interest prior to the CME activity as per ACCME guidelines.

Each faculty member or author will be asked to send to the planning committee (depending on the particular meeting) a detailed abstract, and/or the paper to be presented, and/or the slides to be presented. Each abstract, paper, or slide set will be reviewed by the planning committee for content, presentation, and bias, in light of the faculty member’s or author’s relevant financial relationships. Changes to achieve scientific integrity and lack of bias may be required of the faculty member or author prior to the presentation.

EACH PLANNER, FACULTY MEMBER, AUTHOR MUST COMPLETE AND RETURN A DISCLOSURE STATEMENT. The form is included electronically in the submission online and also available on the website at: <http://ascpmeeting.org/scientific-program/submit-an-abstract/>.

Please email info@ascpp.org or call 615-649-3085 with any questions.

See you at the ASCP Annual Meeting!