


*Chiba, Japan*


SEPTEMBER 17-19, 2025  
MAKUHARI MESSE



## ISBD In-Person Poster Printing and Mounting Guidelines



The maximum poster size is 125 centimeters wide by 175 centimeters tall (or approximately 49 inches wide by 68 inches tall)

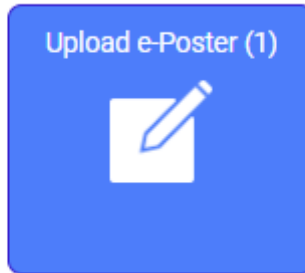


- ☐ Place the poster title at the top of the poster in large letters.
- ☐ Please indicate the presenting author in the author block (bold, underline, asterisk, etc.)
- ☐ All disclosures relevant to this study must be listed on the poster.
- ☐ Remember, illustrations may be read by interested scientists from distances of about 1 meter/3 feet or more. Keep them simple. Charts, drawings, and illustrations should be large.
- ☐ Do not mount materials on heavy board because it will be difficult to affix the materials to the poster board. Keep presentation as lightweight as possible.
- ☐ Presenters will be able to mount their poster the morning of their scheduled poster presentation.
- ☐ Each poster board will have a number in the top left corner of the board. Please do not cover the poster number when mounting your poster.
- ☐ Presenters will be required to take down their poster immediately following the poster session.

# Uploading Your E-Poster

Log on to the ISBD Website:

[https://isbd.societyconference.com/?conf\\_id=10006&m=user&h=submitter-actions](https://isbd.societyconference.com/?conf_id=10006&m=user&h=submitter-actions)



 Return to Dashboard


Upload e-Poster

2  
NOT STARTED

0  
SUBMITTED


Proceed to First Action >

## Presentation Materials (2)

Status	Submission Title
 Not Started	Title of Submission



You will see your poster(s) listed on this page. To upload your materials, you can click on "Proceed to First Action" or click on the "Title of Submission".



On this page you can upload your poster and any supplemental materials including a recorded voice presentation or handouts. Once complete click “Submit E-Poster” to finish your uploads. It could take up to 24 hours for your poster to appear in the poster gallery. Please submit your E-Poster by **September 15th**

Submit E-Poster

Supported poster file types are: pdf, png, jpg, jpeg. For .ppt files, first convert to .pdf by Saving as pdf or by using the Print to pdf function.

**Please note:** By uploading your e-Poster you are acknowledging that you are aware of the public accessibility of your ePoster through the e-Poster Gallery. Viewing of the ePosters in the online ePoster Gallery is fully restricted to only ISBD Meeting attendees.

1

#### Upload Presentation Materials •

Available file types to upload include: PNG, JPG, JPEG, or GIF. High-quality JPG or PNG files work best, at a maximum resolution of 3000 x 2000 and a file size less than 3 MB.

Landscape layout is recommended, as most computer screens are widescreen. Images will be interactive and allow the user to zoom in/out.

After uploading your e-Poster it may be viewed within 24 hours in the Online E-Poster Gallery when launched. If you would like to update your E-Poster after uploading, click "remove" and then upload a new file. The new upload takes **24 hours** to display in the poster gallery.

Upload



max file size: 8 MB

2

#### Upload voice poster file

Voice poster files must be in mp3 or AAC format and cannot exceed 8MB.

Upload an audio recording of a 1-3 minute presentation summary of your poster. When attendees view your e-poster they will be able to listen to your audio presentation.

To audio record your presentation, you can utilize an online audio recording site (example: <https://online-voice-recorder.com/>) or use a voice recording app on your smart phone then upload the file.

Upload



max file size: 8 MB

3

#### Supplemental Material (optional)

Upload a supplemental document to your main poster image. This can be a PDF or PPT upload. **NOTE: If uploaded, attendees can download the file types in PDF form**

Upload



max file size: 8 MB