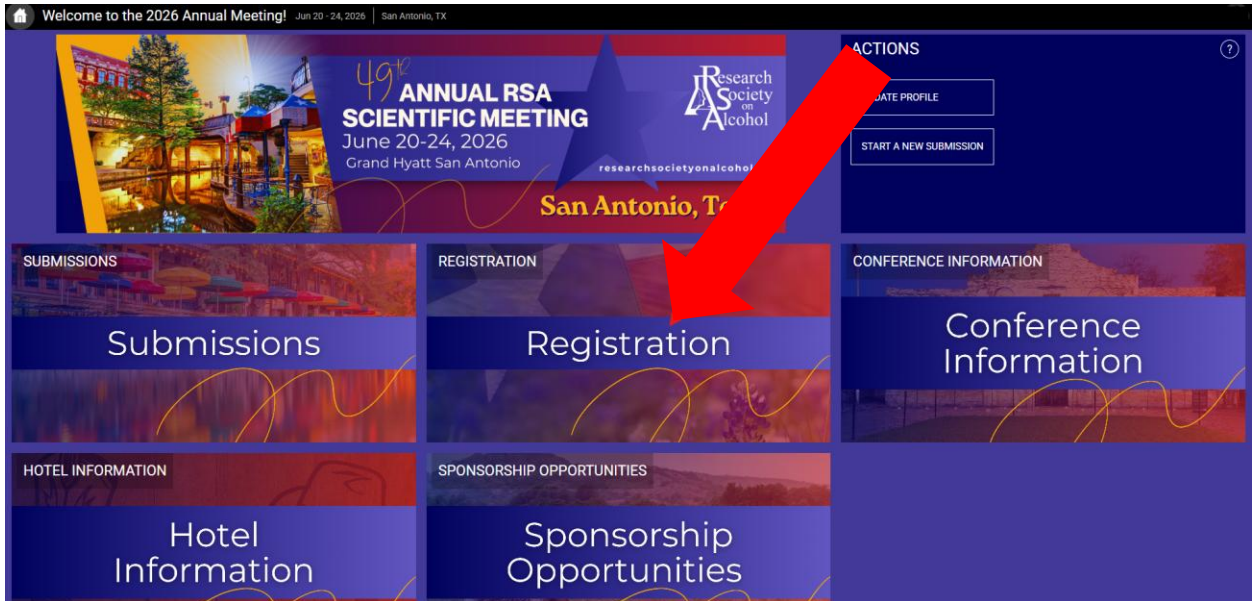
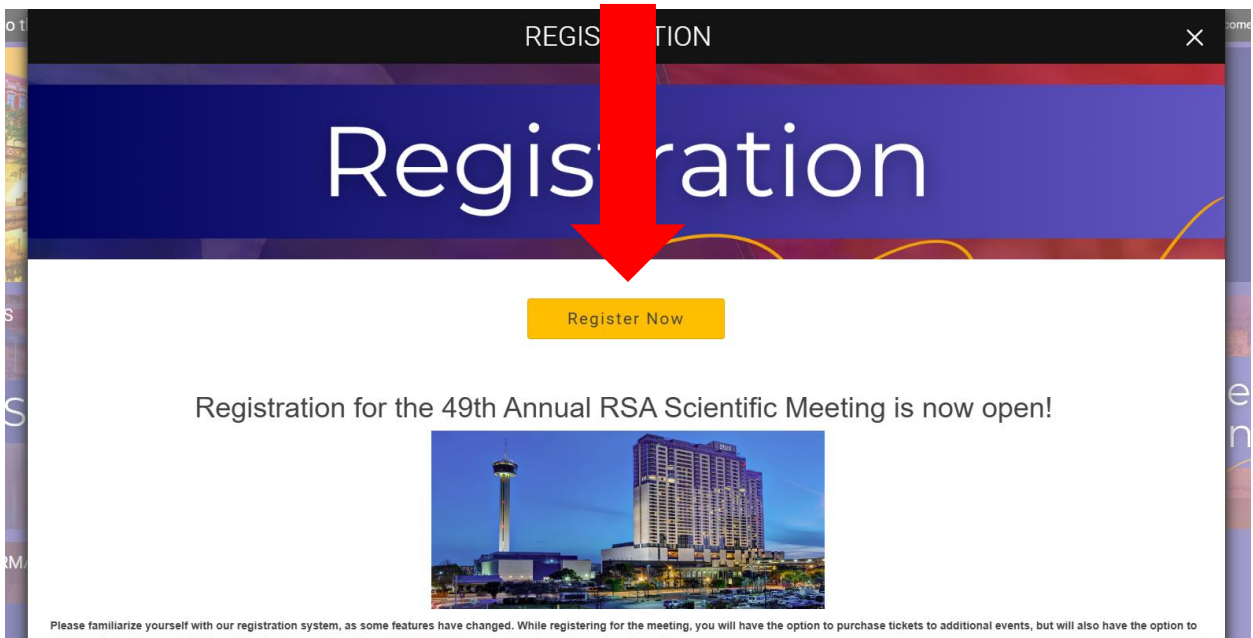


Welcome to RSA's NEW Registration System!

1. Click [HERE](#)
2. Once you are on this page, select the “Registration” card.



3. Once on the card, select the “Register Now” yellow button.

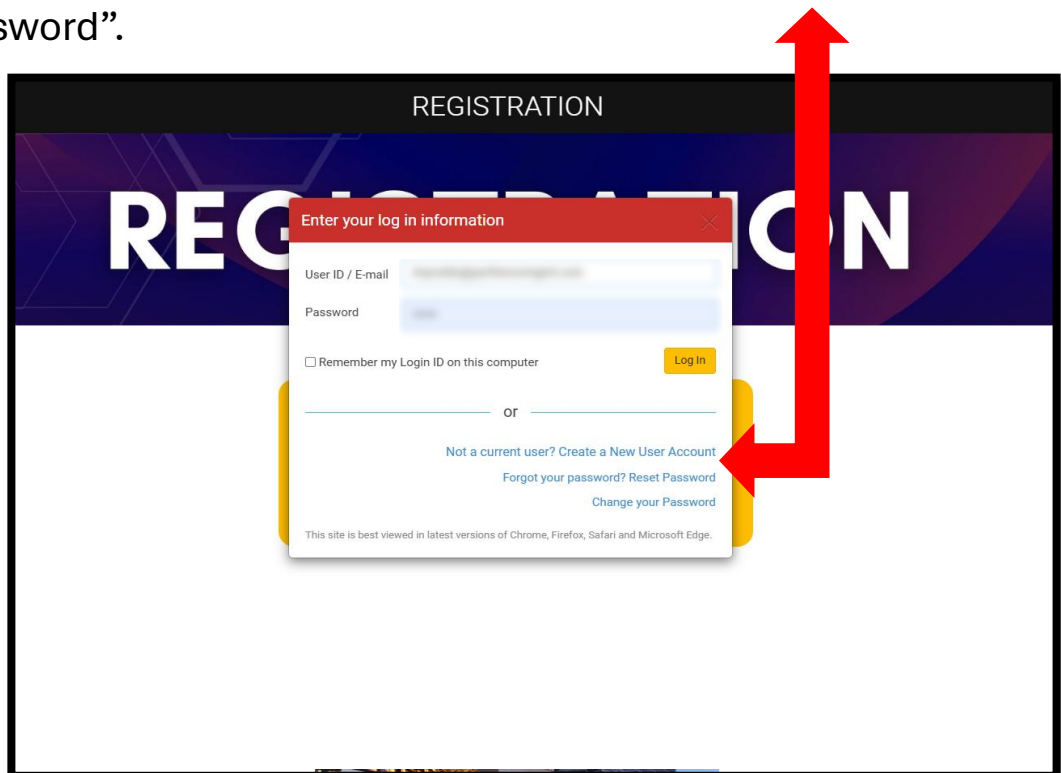


4. Select if you will be registering only yourself or if you plan to register multiple people.
- a. If registering multiple people, you will need their email addresses.



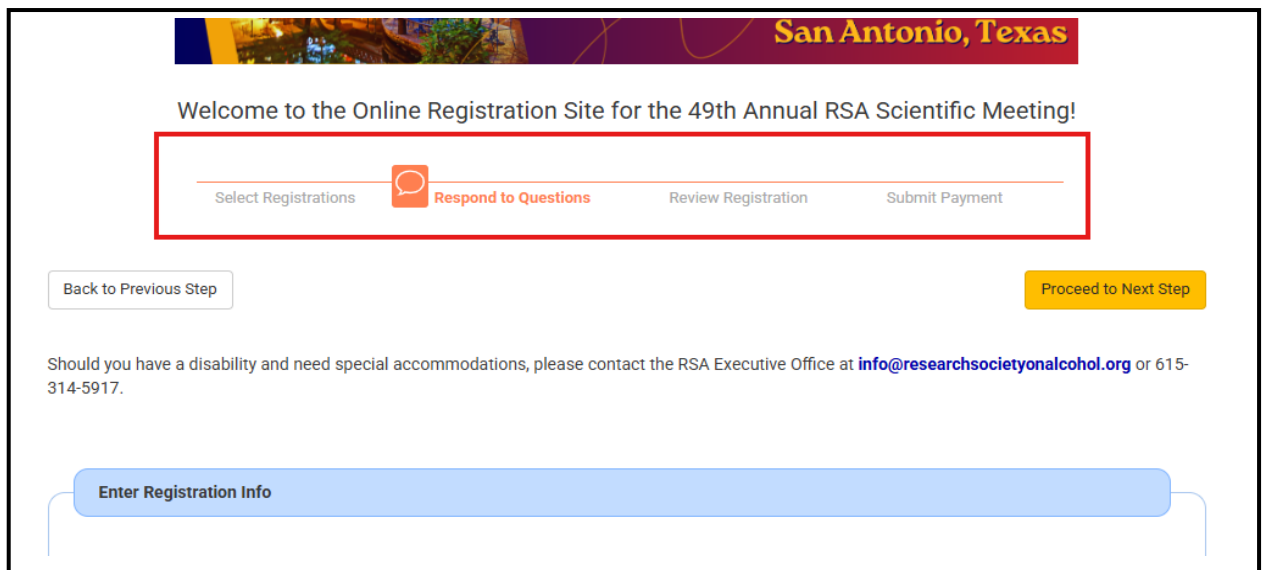
The screenshot shows a web browser window titled "REGISTRATION" with a close button in the top right corner. The main heading "Registration" is displayed in large white text on a dark blue background. Below this, a yellow box contains the question "Who are you registering?" with two radio button options: "I am only registering myself." and "I am registering a group (which may include me) or another person." At the bottom of the page, a message states: "Registration for the 49th Annual RSA Scientific Meeting is now open!"

5. Please login with your RSA credentials. If you have not yet utilized the new RSA system for submissions or membership, please select "Not a current user? Create a New User Account". If you have attended previous RSA meetings, your email address will already be in the system, so all you will need to do is select "Forget Password".



The screenshot shows the same "REGISTRATION" page as before, but with a login modal window open in the center. The modal is titled "Enter your log in information" and contains fields for "User ID / E-mail" and "Password". Below these fields is a checkbox labeled "Remember my Login ID on this computer" and a "Log In" button. Below the login fields, there is a horizontal line with the word "or" in the center. Underneath, there are three links: "Not a current user? Create a New User Account", "Forgot your password? Reset Password", and "Change your Password". At the very bottom of the modal, a small note reads: "This site is best viewed in latest versions of Chrome, Firefox, Safari and Microsoft Edge." A large red arrow points from the "Forgot your password? Reset Password" link up towards the top of the page.

6. You will be asked to confirm your contact information and then select “Confirm Address”.
7. Then select your registration category and any additional options you would like to purchase.
8. Once you have selected your registration type and add-ons, select “Proceed to Next Step” at the top of the screen.
9. You will then complete the registration questions, review your registration answers, and finally submit payment.



The screenshot shows the online registration interface for the 49th Annual RSA Scientific Meeting in San Antonio, Texas. At the top, a banner features a cityscape image and the text "San Antonio, Texas". Below this, a welcome message reads: "Welcome to the Online Registration Site for the 49th Annual RSA Scientific Meeting!". A progress bar with four steps is displayed: "Select Registrations", "Respond to Questions" (highlighted with a red box and a speech bubble icon), "Review Registration", and "Submit Payment". Below the progress bar, there are two buttons: "Back to Previous Step" and "Proceed to Next Step". A note at the bottom states: "Should you have a disability and need special accommodations, please contact the RSA Executive Office at info@researchsocietyonalcotland.org or 615-314-5917." At the very bottom, a blue button labeled "Enter Registration Info" is visible.

10. If you have been given a promo code, you will enter it on Step 4, the payment screen.
11. Additionally, if you are already a member of RSA and have not paid your 2026 dues, they will be included here with registration.

12. Once you submit payment, you will be taken to a confirmation page where you will see your registration.

The screenshot shows a web page with a black header bar containing the word "Welco" in white. The main content area has a light blue background. At the top, there is a heading "Welcome to the Online Registration Site for the 2024 Annual Meeting" and a sub-heading "Thank you for registering for the 2024 Annual Meeting. The meeting will be held from October 11-13, 2024, at the Marriott Marquis Hotel in Dallas, Texas." Below this, there are two main sections. The first section is titled "Summary Of Charges" and contains a table with the following items: "Registration Fee" (\$500), "Registration Materials" (\$50), "Registration Materials (Optional)" (\$50), and "Registration Fee Total" (\$1,050). The second section is titled "Cancellation Policy:" and contains the text "Registration Policy: All registration fees are non-refundable. If you cancel your registration, you will forfeit your registration fee." To the right of the "Summary Of Charges" section, there is a "Registration Options" box with three links: "Update Registration Information", "Add Optional Registration Types", and "Print Receipt".

Welco

Welcome to the Online Registration Site for the 2024 Annual Meeting

Thank you for registering for the 2024 Annual Meeting. The meeting will be held from October 11-13, 2024, at the Marriott Marquis Hotel in Dallas, Texas.

Summary Of Charges

Registration Fee	\$500
Registration Materials	\$50
Registration Materials (Optional)	\$50
Registration Fee Total	\$1,050

Registration Options

- [Update Registration Information](#)
- [Add Optional Registration Types](#)
- [Print Receipt](#)

Cancellation Policy:

Registration Policy:
All registration fees are non-refundable. If you cancel your registration, you will forfeit your registration fee.

Please contact the RSA Executive Office at info@researchsocietyonalcohol.org if you should have any questions.



5034-A Thoroughbred Lane
Brentwood TN 37027
615-314-5917
info@researchsocietyonalcohol.org